

Media: fluids + gases
 Pressure range: 0 to 10 Bar max
 Media temperature: 0°C to +90°C max
 Ambient temperature: -15°C to +60°C
 Mounting: Any
 Cycles: 70,000
 Open or Close: 10 seconds
 Duty cycle: 100%
 Mounting: ISO5211, F03, F05

Actuated Ball Valve

1 1/4 – 2 BSP
FAILSAFE & STANDARD
 2 Way 0 – 10 Bar
TYPE ABV-SV-E2-MO



PRESSURE

Port BSP	Orifice mm	Operating Time Secs	Pressure (Bar) ΔP		Function	Voltage	Part Number
			Min	Max			
1 1/4	32	10	0	10	Fail-safe Control Power ON valve Opens Power OFF valve Closes <i>Fail-safe requires 30 seconds Power On to recharge the Farah capacitors.</i>	12-24DC + 24AC	ABV12SV/9AR-E2-MO
						110-240vAC	ABV12SV/2AR-E2-MO
1 1/2	38	10	0	10		12-24DC + 24AC	ABV14SV/9AR-E2-MO
						110-240vAC	ABV14SV/2AR-E2-MO
2	50	10	0	10	12-24DC + 24AC	ABV20SV/9AR-E2-MO	
					110-240vAC	ABV20SV/2AR-E2-MO	
1 1/4	32	10	0	10	3 Wire Control Connect Power Red & Negative Black Power to Green - Valve Opens Power off Green - Valve Closes	12-24DC + 24AC	ABV12SV/9-E2-MO
						110-240vAC	ABV12SV/2-E2-MO
1 1/2	38	10	0	10		12-24DC + 24AC	ABV14SV/9-E2-MO
						110-240vAC	ABV14SV/2-E2-MO
2	50	10	0	10	12-24DC + 24AC	ABV20SV/9-E2-MO	
					110-240vAC	ABV20SV/2-E2-MO	

OPTIONS

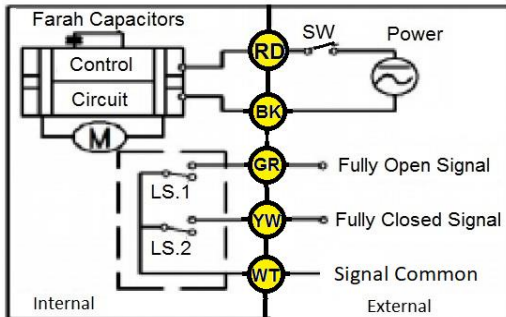
Visual Position Indicator, manual override and E2 Volt free fully Open & Closed position feedback switches
 Failsafe Open (MO-NO Power to close with failsafe Open), or NPT thread
 3 wire 1 point control

Included

ELECTRICAL DATA

Continuous Duty 100% Open / Close 10 Seconds	Open + Closed Position Switches (Volt Free – no voltage supplied)	Torque NM	Power			Enclosure	Electrical connection
			Start	Move	Static		
12vDC Failsafe	36vDC 0.4 Amp Max	27	3.3A	10W	0.18W	IP67	0.5 meter cable
24vDC Failsafe		24.1	1.2A	10.3W	0.29W		
110-240vAC Failsafe	220v 0.4 Amp Max	21.9	125mA	10.2W	0.5W		
12vDC Power Open/Close	36vDC 0.4 Amp Max	25.5	2.5A	2.1W	0.06W		
24vDC Power Open/Close		26	1.2A	2W	0.19W		
110-240vAC Power Open/Close	220v 0.4 Amp Max	16.3	90mA	2.3W	0.4W		

Fail-safe - Automatic Return

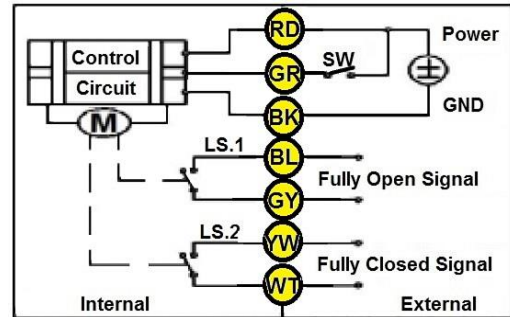


Power ON motor actuates valve into powered position and then automatically powers off. Valve stays in powered position.

Power OFF motor actuates valve back to start position using reserve power. Valve stays in start position

Fail-safe Closed switches: Green Open, Yellow Closed, White Common
Fail-safe Open switches: Green Closed, Yellow Open, White common

3 Wire Control



Power ON to GREEN motor actuates valve into powered position and then automatically powers off. Valve stays in powered position.

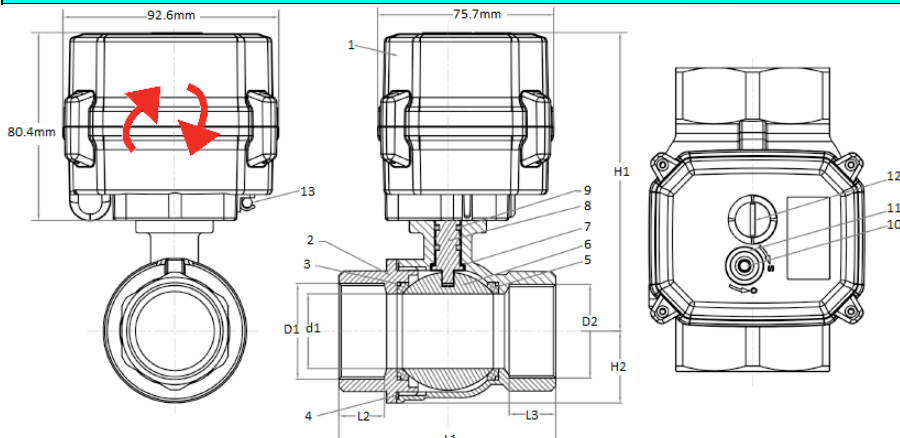
Power OFF to GREEN motor actuates valve back to start position and then automatically powers off. Valve stays in start position.

Position Feedback: Blue & Grey Open, Yellow & White Closed.

CONSTRUCTION

Valve Body: 304 stainless steel, Seals FKM + PTFE, ABV Actuator: ABS Engineering Plastic, Gears Metal

OVERALL DIMENSIONS



Port	Bore D1	L1	L2 / L3	E1	H1	H2	KG
1 1/4	32	102	23	47	122	31	1.4
1 1/2	38	115	25	52	130	36	1.7
2	50	130	25	66	141.4	44.5	2.3

1	Actuator	PPO	8	Stem	Stainless
2	Cover	Stainless	9	O Ring	FKM
3	O Ring	FKM	10	Screw	Stainless
4	Seal	PTFE	11	O Ring	NBR
5	Seal	PTFE	12	Indicator	PC
6	Ball	Stainless	13	Allen Key	Steel
7	Gasket	PTFE			

