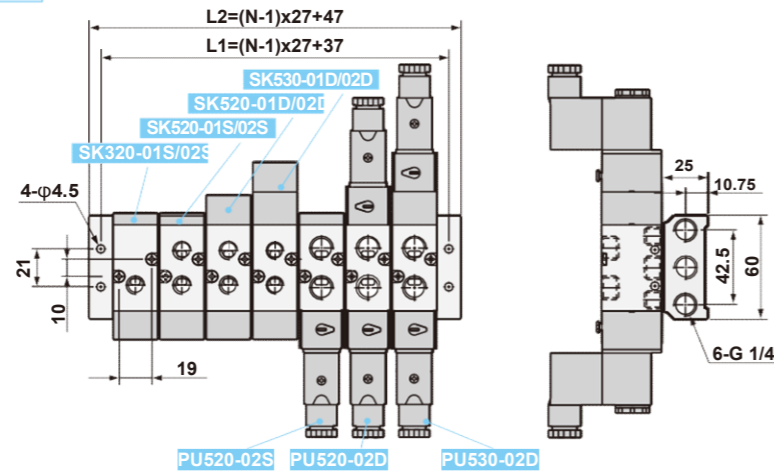


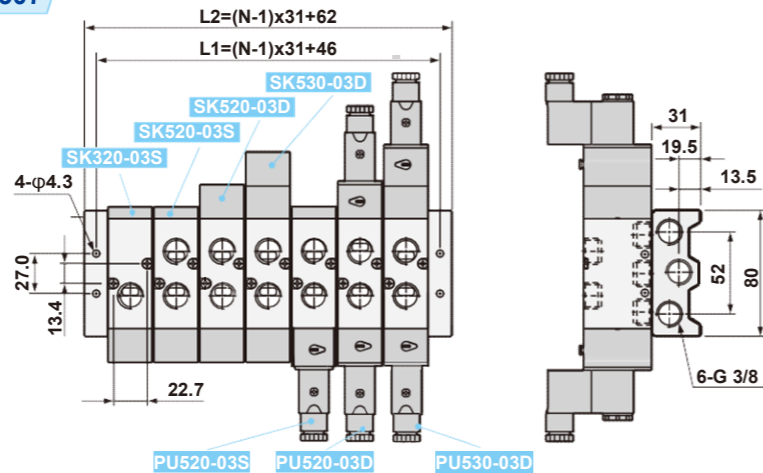
■ Dimensions

MF520-0207



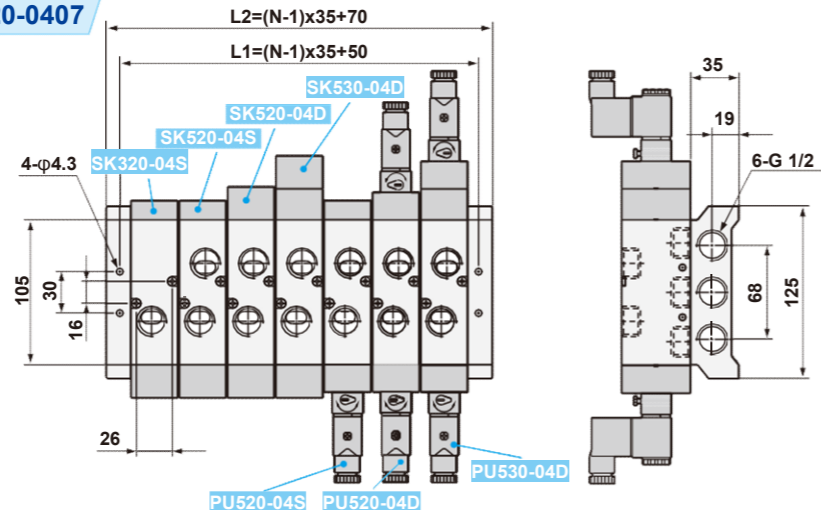
Number of station (N)	L1	L2
2	64	74
3	91	101
4	118	128
5	145	155
6	172	182
7	199	209
8	226	236
9	253	263
10	280	290

MF520-0307



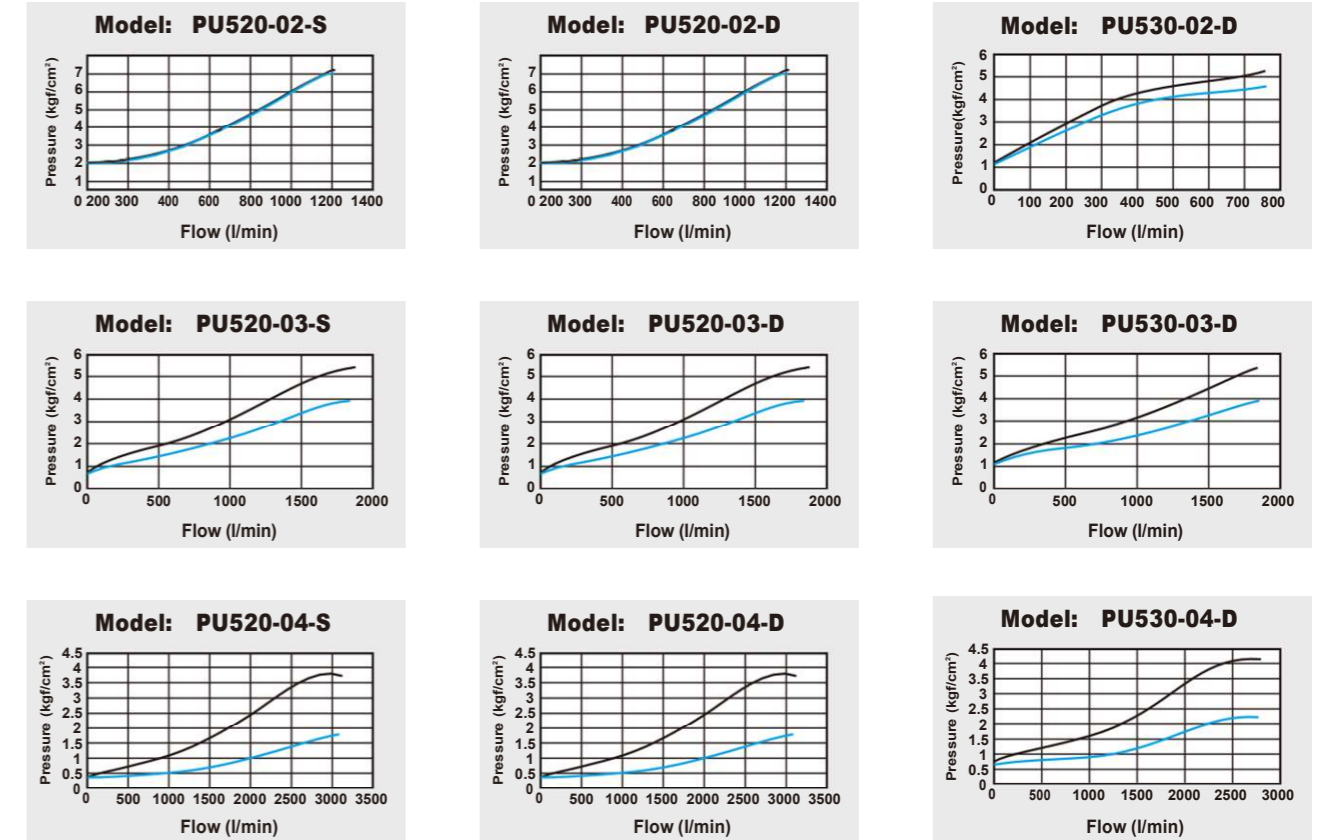
Number of station (N)	L1	L2
2	77	93
3	108	124
4	139	155
5	170	186
6	201	217
7	232	248
8	263	279
9	294	310
10	325	341

MF520-0407



Number of station (N)	L1	L2
2	85	105
3	120	140
4	155	175
5	190	210
6	225	245
7	260	280
8	295	315
9	330	350
10	365	385

■ Flow chart



■ How to order manifold

MF520	-	02	N	02
	Port size	Thread	Stations	
	02: 1/4"	Blank: G	02 : 2 Stations	
	03: 3/8"	N : NPT	03 : 3 Stations	
	04: 1/2"	R : Rc	XX : XX Stations	