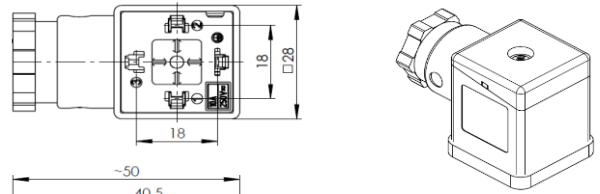


Connector, form A, analogue with EN 175301-803 (ISO 4400)

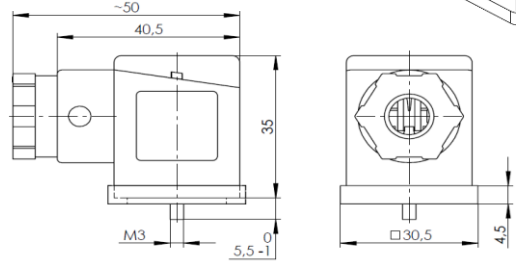
Housing

Type	two-piece
Color	black, with milky cover
Material	PA6 GF30 / PA6 GF20
Imprint	circuit diagram; black; top side



Cable gland

Thread	M20 x 1,5 mm
Cable diameter	6-8 mm
Color	black
Material	PA6 GF30
Tightening torque	1,8 ± 0,2 Nm



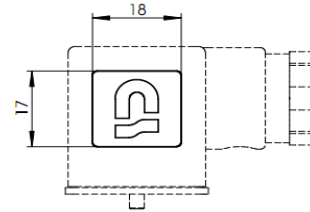
Terminal block

Material	PA6 GF30
Poles	2 + PE
Direction of protecting earth	12 h
Contact distance	18 mm

④ Contacts **

Material	CuZn, tin-plated
Resistance	< 15 mOhm
Conductor cross-section	0,5 - 1,5 mm ²
Tightening torque	max. 0,3 Nm

Logo



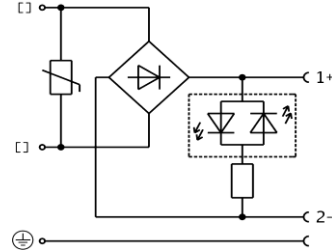
Gasket

Material	NBR, black
Type	profile

Fastening screw

④ Material	steel 4.8, coated with zinc-nickel
④ Size	M3 x 37,0 mm (with cross recess)
Tightening torque	0,4 ± 0,1 Nm
Sealing washer	n/a

Circuit diagram



Circuit

Circuit	LED + bridge rectifier + varistor
Color of LED	red
Protecting element	yes, varistor on input, diodes on output
Voltage	230 V ± 15 %
Current type	AC / DC
Operating current	max. 1,5 A
Protecting against wrong polarity	yes

General properties

Ambient temperature range	-25°C ... +90°C
RoHS	yes
CSA approval	n/a
Protection grade (IEC 60529) *	IP65

Packaging

100 pcs packaging. Terminal block and housing are packed in pre-assembled condition. Cable gland components are pre-assembled in housing. Fastening screw is inserted in the packet in packaged condition. Profile gasket is inserted into the packet in packaged condition.

* Must be tested in properly mounted state on the counterpart.

** In order to establish a suitable electrical connection, the use of ferrules for stranded respectively fine-stranded conductors is mandatory. Be aware that the conductor cross-section affects the maximum current-load capacity.

				Zulässige Abweichung für Maße ohne Toleranzangabe Unless otherwise specified tolerances	Format/Size: A4	Maßstab/Scale:	Gewicht/Weight:		
				DIN ISO 2768-v	Werkstoff: Material:				
4	31664	19.10.2022	BKI	Schutzvermerk beachten Observe protection note ISO 16016	Benennung: Title:	<h1>Connector field att. A 09Er</h1>			
3	31552	19.07.2022	BKI		Ident. - Nr.: <h1>611-201-0309</h1>			Freigabe-Nr.: Approval no.: 26370	Blatt: Sheet: 1
2	29838	19.02.2020	AKO						
1	29379	19.06.2019	GJO						
Ind Rev	Änderung-Nr. Change no.	Datum Date	Name By						
Geprüft: Checked: 19.10.2022 JONAS									
Erstellt: Created: 11.09.2015 KROZSER									
				Ersatz für/Replacement for:					