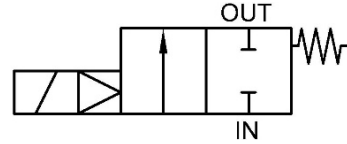




Pilot Diaphragm Series 2/2 Way Latch Valve

Opening: 200 ~ 500ms

Closing: 500 ~ 2000ms



Power Consumption	#2L DC COIL	Watt	Final Temp. °C
	DC 6V	6.9	89
	DC 12V		102
	DC 24V	6.0	78

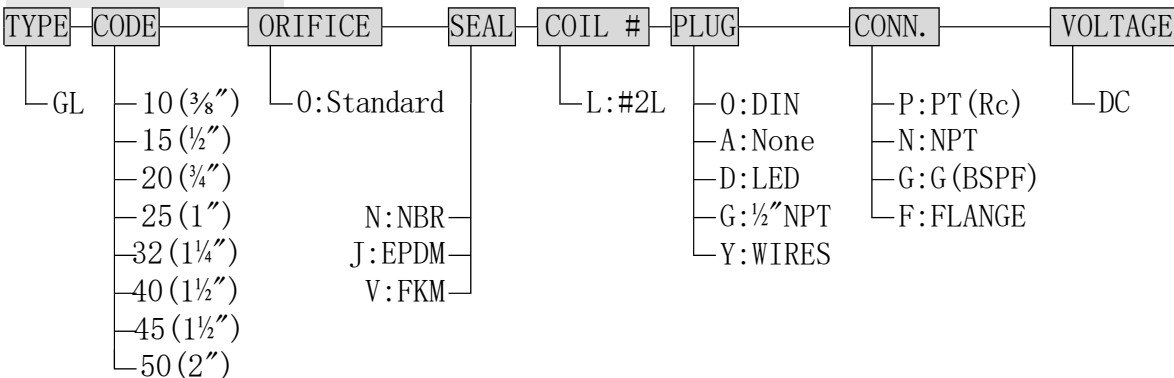
SEAL	Temp. °C	#2L
	N: NBR	-5 ~ 60
	J: EPDM	
	V: FKM	

Ambient Temp.: -15°C ~ 50°C (No Freezing)

Specification Forged Brass body, For Water, Air, Gas, Light Oil etc.

CODE (PIPE)	Orifice mm	Seal	COIL	Working Pressure		CV
				0.3 ~ bar		
				gas	liquid	
10 (3/8")	15	N	#2	10		2.0
15 (1/2")				9		2.5
20 (3/4")	20	J	#2	8		5.2
25 (1")	25			7		8.5
32 (1 1/4")	33	V	#2	8		16.0
40 (1 1/2")				7		21.0
45 (1 1/2")	44	V	#2	7		26.0
50 (2")				7		31.0

TYPE INDICATION



EXAMPLES

Example 1 GL15-0-N-L-A-P DC12V

TYPE GL15、1/2"PT、NBR SEAL, Nass #2L COIL、NO PLUG、DC12V

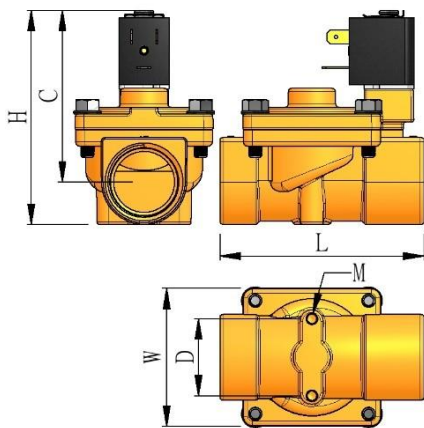
Example 2 GL50-0-V-L-0-F DC24V

TYPE GL50、2"FLANGE、FKM SEAL, Nass #2L COIL、DIN PLUG、DC24V

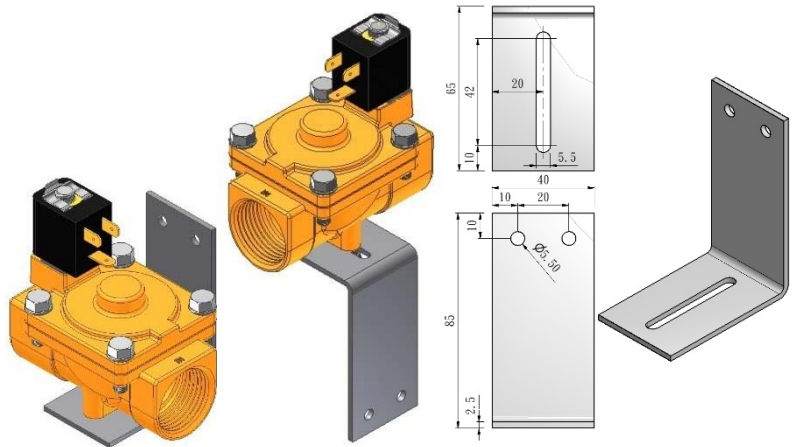
PIPE DIMENSIONS/WEIGHT

CODE (PIPE)	SIZE: mm						NEW WEIGHT : kg #2
	L	W	H	C	D	M	
10 (3/8")	64	42	81	92	22	M5	0.48
15 (1/2")							0.45
20 (3/4")							0.67
25 (1")							0.92
32 (1 1/4")	104	76	119.5	130.5	—	—	1.93
40 (1 1/2")							1.67
45 (1 1/2")	122	95	133	144	—	—	3.10
50 (2")							2.84

DIMENSIONED DRAWING



OPTION ACCESSORY BRACKET (ONLY FOR 3/8"~1" PIPE)



FLANGE DIMENSIONS/WEIGHT (JIS10K IRON FLANGE)

CODE (PIPE)	SIZE: mm				NEW WEIGHT kg
	LF	WF	HF	CF	
25F	138	125	138	76	3.22
32F	155	135	159	91	5.33
40F		140	161		4.93
45F	175	140	168	97.5	6.76
50F		155	175		6.98

